

LABEL REWINDING CHART

Labels from **INSIGNIA** can be supplied in many different ways, if you are machine applying your labels you may need to have them supplied in a particular wind & lead.

See the images below for the options...




Outside Wound
Left Hand Leading

Abbr: **OW LHL**



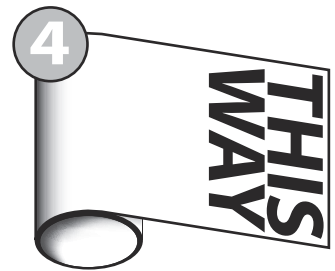
Outside Wound
Right Hand Leading

Abbr: **OW RHL**



Outside Wound
Foot Leading

Abbr: **OW FL**



Outside Wound
Head Leading

Abbr: **OW HL**




Inside Wound
Left Hand Leading

Abbr: **IW LHL**




Inside Wound
Right Hand Leading

Abbr: **IW RHL**




Inside Wound
Foot Leading

Abbr: **IW FL**



Inside Wound
Head Leading

Abbr: **IW HL**



Abbr: **SHEET**



Abbr: **HAND**

*note: "Hand Applied" means your labels will be supplied on a reel in any-one of the above formats.